

Folder No. 85/267

CLASSIFICATION MURDER.

VICTIM or COMPLAINANT Wayne BRANNAN

LOCATION OF OCCURRENCE [REDACTED] Darlinghurst Road, Darling Kings Cross.

DATE 30.4.85

- PERSONS CHARGED (1) \_\_\_\_\_
- (2) \_\_\_\_\_
- (3) \_\_\_\_\_
- (4) \_\_\_\_\_

CHARGE \_\_\_\_\_

COURTS \_\_\_\_\_ DATE \_\_\_\_\_

\_\_\_\_\_ DATE \_\_\_\_\_

RESULT \_\_\_\_\_

\_\_\_\_\_

\_\_\_\_\_

POLICE IN CHARGE Det Sgt Keith SMITH STATION Darlinghurst.

S.I.S. STAFF Sandeman & Constable

*Steve McCall W  
3331-7*

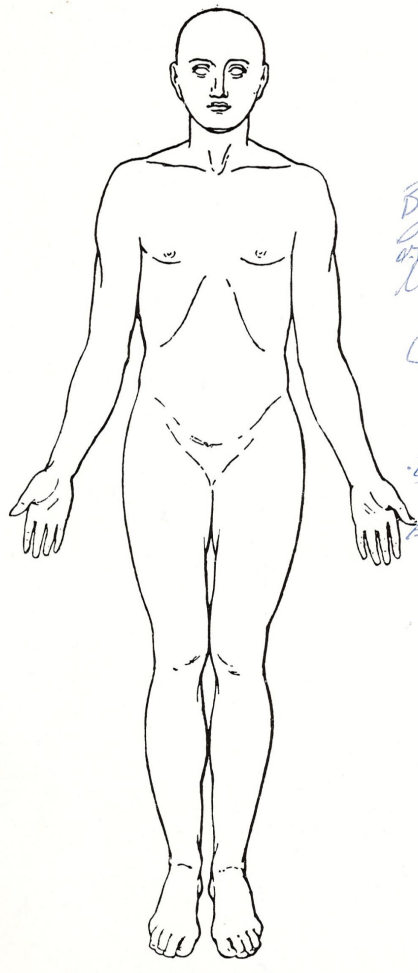
**CONTENTS OF FOLDER**

- (1) \_\_\_\_\_
- (2) \_\_\_\_\_
- (3) \_\_\_\_\_
- (4) \_\_\_\_\_
- (5) \_\_\_\_\_
- (6) \_\_\_\_\_
- (7) \_\_\_\_\_
- (8) \_\_\_\_\_
- (9) \_\_\_\_\_

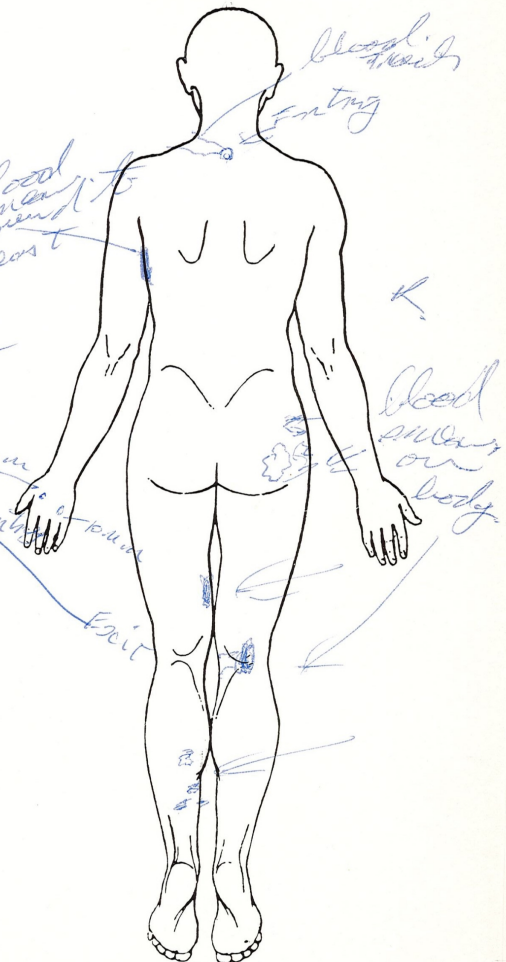
DATE: 30.4.85	TIME: 2PM	RECEIVED BY: RAS	JOB No: 95 267
TYPE OF OFFENCE/OCCURRENCE: MURDER (1)			
LOCATION: [Redacted] Darlington Rd Kings Cross			
VEHICLE(S):			
OFFENDER(S): O/K			
OWNER/VICTIM: BRANNAN, Wayne			INDEXED:
POLICE IN CHARGE: [Redacted]	STATION: 063	SCIENTIFIC STAFF: RAS/RC	

NP 1232 D.WEST, Government Printer.

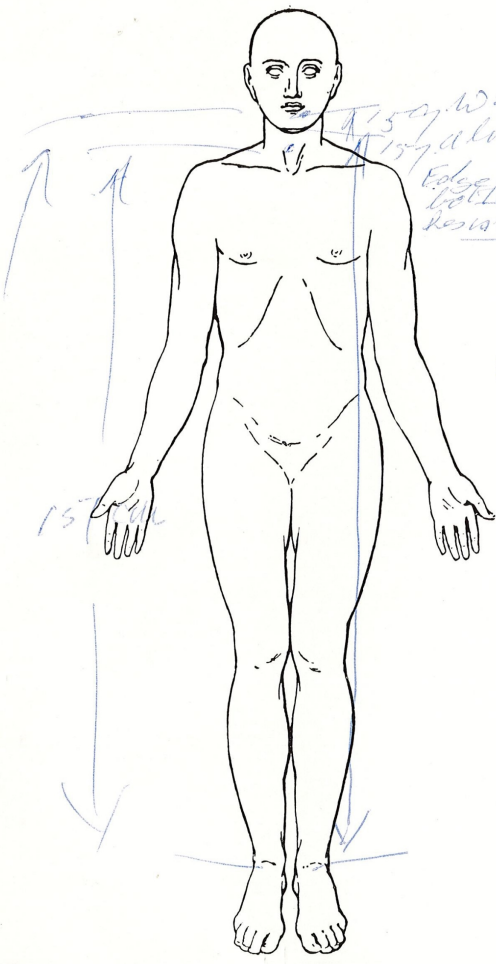
30.4.85  
BRANNAN



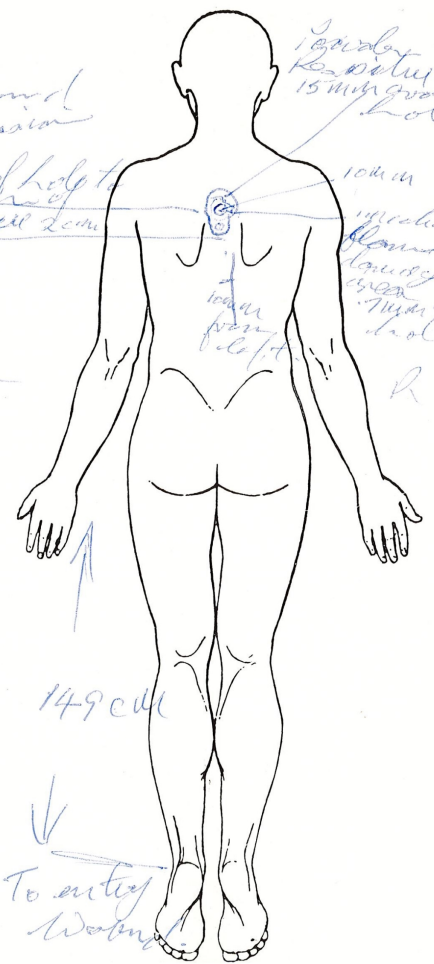
FRONT



BACK



FRONT

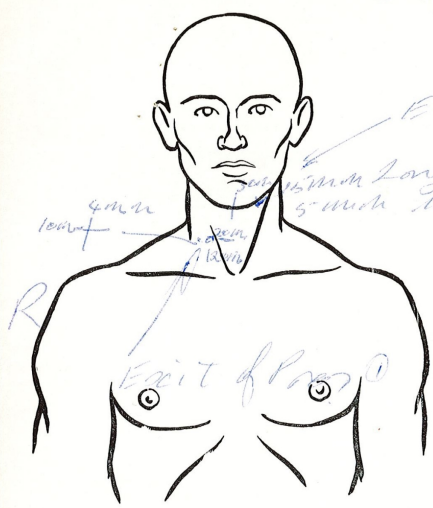


BACK

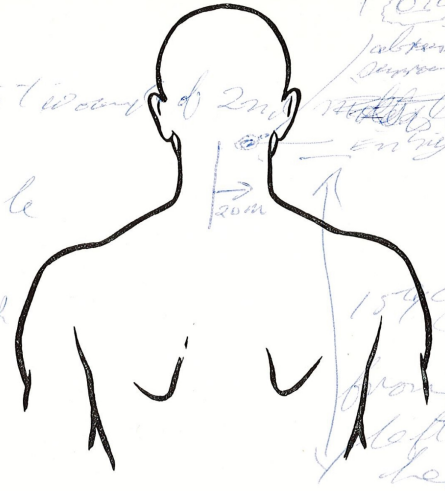
159. Wound  
157. abrasion  
Edge of hole to  
bottom of  
resistor 2cm  
159cm  
149cm  
To entry  
Wound

15mm ground  
hole  
10mm  
immediate  
bleed  
large  
open  
hole

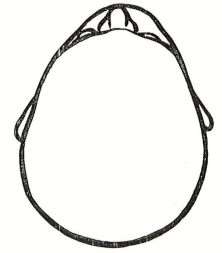
30.4.85  
BRACHIAL



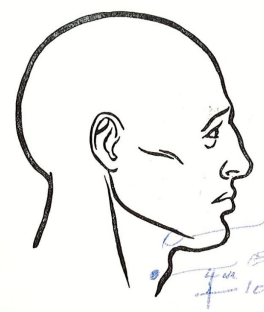
FRONT



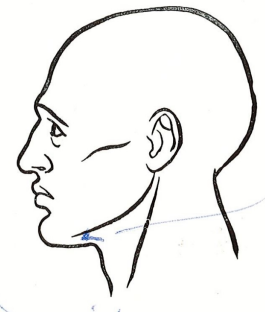
BACK



HEAD



RIGHT



LEFT

Exit wound 2mm  
159cm  
from  
left  
heel

4mm  
10mm  
5mm  
10mm  
Exit of Prop  
15mm long  
5mm wide

abrasion  
18mm  
10mm  
abrasion  
2mm  
entry 2

abrasion  
Exit  
4mm  
10mm

Exit  
2

New South Wales Police

STATEMENT in matter of:

Place: Ballistics Unit

Wayne BRANNAN

Scientific Investigation Section

Date: 4 May 1986

Name: Raymond CONSTABLE

date of birth: 1957

(Surname in capitals)

Address: Ballistics Unit, Sydney

Tel. No.                     

Occupation: Plain Clothes Constable 1st Class of Police STATES:—

I am aware that if I sign this statement and any part of this statement is untrue to my knowledge, I may be liable to punishment.

I am a Plain Clothes Constable of Police attached to the Ballistics Unit, Sydney, where my daily duties include the technical investigation of crime involving firearms and the collection and preservation of exhibits.

About 1.20pm on the 30 April 1985, I went to                      Darlinghurst Road Kings Cross, where I made an examination of portion of the premises, took a number of photographs and collected certain exhibits.

I produce a photograph of                      Darlinghurst Road, Kings Cross, Ex...

I saw a deceased male body later identified to me as Wayne BRANNAN on the floor of the bedroom on the left side of the double bed near the southern wall. The deceased was naked and lying on his stomach with his legs outstretched and slightly apart. The left arm was stretched up with a slight bend at the elbow. The right arm was bent with the hand under the neck area. The deceased had sustained a wound to the centre of the back between the shoulder blades. There were two areas of blood on the carpet with a trail of blood leading to the head of the deceased.

I produce six photographs showing some of the details described, Ex... Ex... Ex... Ex... Ex... Ex...

The bedspread had been partially turned down and when turned back I saw blood on top of the spread and pillow. I saw a hole through the spread in the vicinity of this blood.

I produce a photograph showing some of the detail described, Ex...

.../2

Witness: \_\_\_\_\_ Signature: \_\_\_\_\_

Page No.: 2

STATEMENT (continued) in matter of: Wayne BRANNANName: Raymond CONSTABLE

(Surname in capitals)

The deceased was conveyed to the City Morgue at Glebe and a guard placed at the premises. Later that day I attended the City Morgue and was present when Dr OETTLE performed a post mortem examination on the deceased Wayne BRANNAN.

I produce a photograph of the deceased Wayne BRANNAN, Ex...

The deceased had sustained a bullet entry wound to the back approximately 149cm from the left heel and approximately 10mm left of the midline. This wound is consistent with having been caused by the passage of a large calibre projectile with the muzzle of the weapon held in contact with the skin at the time of discharge. The projectile travelled slightly upwards and slightly to the right exiting at the front of the neck approximately 151cm from the left heel and just right of centre. The deceased had sustained a second bullet entry wound to the base of the skull approximately 20mm right of the midline. This wound is consistent with having been caused by the passage of a large calibre projectile with the muzzle of the weapon held in contact with the skin at the time of discharge. This projectile exited from under the chin approximately 3cm left of the midline. There was a third entry exit wound to the back of the left hand.

I produce four photographs showing some of the details described, Ex... Ex... Ex... Ex...

Later that night I returned to [REDACTED] Darlinghurst Road Kings Cross where I made a further search of the premises for possible spent bullets or fired cartridge cases. This search also consisted of the removal of the carpet for possible damage to the floor boards by the projectiles. A thorough search was made and I could not locate any fired cartridge cases or spent bullets.

On the 1 May 1985, together with Senior Constable CARVEN of the Mapping Unit, I returned to [REDACTED] Darlinghurst Road, Kings Cross and assisted him in the measuring of the unit.

I produce a plan of [REDACTED] Darlinghurst Road Kings Cross, Ex...

.../2

Witness: \_\_\_\_\_ Signature: \_\_\_\_\_

STATEMENT (continued) in matter of: Wayne BRANNAN  
Name: Raymond CONSTABLE  
(Surname in capitals)

On the 9 May 1985, I attended the Division of Forensic Medicine at Glebe and handed to Rudolph WEIGNER an analyst of that department the following:

An anal swab labelled as taken from Wayne BRANNAN by Dr OETTLE on the 30.4.85.

A phial of blood taken from the body of Wayne BRANNAN by Dr OETTLE on the 30.4.85.

Samples of hair taken from the left hand of the deceased Wayne BRANNAN.

Six cigarette butts labelled as taken from an ashtray in the lounge room at [REDACTED] Darlinghurst Road Kings Cross.

I produce a certificate under the hand of Rudolph WEIGNER setting out the results of his examination, Ex...

From my examination of the bedroom I am of the opinion that the deceased was lying naked, face down on the bed and the first shot fired was either in the back or the neck, the bullet exiting the deceased and travelling through the bedspread stopping at the blanket. The deceased was then pushed off the left side of the bed onto the floor and the second shot discharged into the body. The offender then partially removed the bedspread to where the bullet had stopped at the blanket and removed it. The deceased was then dragged rearwards on the carpet and the bullet believed to be beneath him was recovered. A search was made of the room and the fired cartridge cases were found and all of these items removed from the scene by the offender, who then left the premises.

I declare that no part of this statement is untrue to my knowledge. I know that it may be used in legal proceedings. It accurately sets out the evidence which I would be prepared, if necessary, to give in Court as a witness.

Witness: \_\_\_\_\_ Signature: \_\_\_\_\_



New South Wales Government

**Department of Health****DIVISION OF FORENSIC MEDICINE**

42-50 Parramatta Road  
Glebe, N.S.W. 2037  
Address reply to  
P.O. Box 90, Glebe, N.S.W. 2037 rw. jlm

Our reference: FS 85/223

Your reference:

Telephone: 660 5977

22nd May, 1985.

URGENT MATTER

Re: Alleged Murder of Wayne BRANNAN.

A report is submitted herewith.

Police paper is also attached.

Exhibits are not usually retained at the Division of Forensic Medicine and unless specifically requested will be despatched to the C.I.B. as soon as possible after examination.

Division of Forensic Medicine

THE COMMISSIONER OF POLICE

FS 85/223

DIVISION OF FORENSIC MEDICINE  
42-50 PARRAMATTA ROAD  
GLEBE


22nd May, 1985.

Re: Alleged Murder of Wayne BRANNAN.

I, Rudolf WEIGNER,  
hereby certify as follows:

- (1) I am employed as a Forensic Biologist by the Department of Health, New South Wales. My scientific qualifications are Bachelor of Applied Science (Biomedical Science) from N.S.W. Institute of Technology.
- (2) I made a scientific examination of the following articles received from P.C. Const. R. Constable of Ballistics on the ninth day of May, 1985:
1. Blood - Wayne BRANNAN.
  2. Anal Swab - Wayne BRANNAN.
  3. Hair - left hand of Wayne BRANNAN.
  4. 6 Cigarette butts.
- (3) As a result of such examination I find as follows:
- Wayne BRANNAN is a group A secretor, PGM 2+, Hp 1 individual as determined from the blood sample (item 1).
- Semen was not detected on the anal swab (item 2).
- Saliva was detected on one of the cigarette butts from item 4 and showed the presence of A blood group substance. Testing attempts on the remaining cigarette butts were inconclusive.
- Item 3 will be examined at a later date if considered necessary.

GIVEN under my hand at SYDNEY,  
this twenty second day of March, 1985.

  
R. Weigner,  
Forensic Biologist.

THE COMMISSIONER OF POLICE.



# N.S.W. POLICE SPECIMEN/EXHIBIT EXAMINATION FORM

FOUR copies of this form to be submitted -- three will be sent, with the exhibits, to the Laboratory concerned and one copy to the Scientific Investigation Section.

LABORATORY D.F.M. Reference [REDACTED]  
 POLICE STATION Ballistics Unit. Reference [REDACTED]  
 OFFICER IN CHARGE OF CASE D/S/C Sandeman Telephone [REDACTED]  
 CORONER Glebe District [REDACTED]  
 COMPLAINANT [REDACTED] Sex [REDACTED] Age [REDACTED]  
 DECEASED Wayne BRANNAN Sex Male Age 35  
 DEFENDANT/S [REDACTED] Sex [REDACTED] Age [REDACTED]  
 ALLEGED OFFENCE Murder  
 DATE AND PLACE OF OFFENCE 30.4.85 [REDACTED] Darlinghurst Road, Kings Cross.

### LIST OF SPECIMENS/EXHIBITS SUBMITTED (Ensure that all items are correctly packaged and labelled)

ITEM NO.	DESCRIPTION	ITEM NO.	DESCRIPTION
1.	Anal swab labelled as taken from the body of Wayne BRANNAN by Dr Oettle on 30.4.85.		
2.	Phial of blood taken from the body of Wayne BRANNAN by Dr Oettle on 30.4.85.		
3.	A card of dried blood labelled as taken from the body of Wayne BRANNAN by Dr Oettle on 30.4.85.		
4.	Samples of hair taken from the left hand of the deceased Wayne BRANNAN.		
5.	Six cigarette butts labelled as taken from an ashtray in the lounge room at [REDACTED] Darlinghurst Road, Kings Cross.		

*Continue on separate sheet if necessary.*

**IMPORTANT.** For the examinations listed below, the following additional forms should be attached:

Suspected poisons & drugs. (Division of Analytical Laboratories, Lidcombe)  
 Police form P.79A - "Report of death to Coroner."  
 Health Commission form - "Specimens for toxicological analysis."

Suspected disease. (Division of Forensic Medicine, Glebe)  
 Police form P.79A - "Report of death to Coroner."  
 Copy of Doctor's post-mortem report.

Sexual assault cases. (Division of Forensic Medicine, Glebe)  
 Health Commission "Sexual Assault Form."

(REPORT SHOULD CONTAIN BRIEF DETAILS ONLY OF OFFENCE OR OCCURRENCE - ANY INFORMATION OR SUSPICIONS WHICH MAY ASSIST THE SCIENTIST IN HIS EXAMINATION SHOULD BE INCLUDED).

The Officer in Charge,

SCIENTIFIC INVESTIGATION SECTION.

About 12.30pm on the 30 April 1985, the deceased body of Wayne BRANNAN was found in his home at [redacted] Darlinghurst Road Kings Cross, beside the bed in the main bedroom. The deceased had been shot with a large calibre weapon in the back and the back of the head. The deceased was a female impersonator.

An examination is requested on the exhibits listed overleaf.

Signature [Handwritten Signature]
Name R. Constable
Rank & No. P.C. Constable
Station Ballistics Unit
Date 3.5.85

COURT DATE:
(if not known, laboratory to be notified by telephone)

The Officer in Charge,
Scientific Investigation Section.

\* Specimens/exhibits herewith in custody of Sgt/Const of Police Station.

OR

The Director
Division of Forensic Medicine
SYDNEY

\* Forwarded for information. The specimens/exhibits listed were conveyed to (laboratory) on 19 by Sgt/Const of Police Station.

Forwarded on behalf of the Scientific Investigation Section
Signed [Handwritten Signature] Date 3-5-85

Signature
Officer in Charge
Police Station N.S.W.
Date

OFFICE USE ONLY
Ref. No.
Re.
Posting

\* Complete appropriate minute

Forwarded for favour of examination of the specimens/exhibits listed overleaf.

Superintendent in Charge,
TECHNICAL SUPPORT BRANCH.
Date

CONVEYED TO LABORATORY BY

Name R. CONSTABLE Rank P.C. CONST. Station BALLISTICS

RECEIVED BY [Handwritten Signature] on 9 / 5 / 19 85

RETURNED TO Rank Station
Signature date / / 19

HANDED TO ABOVE BY

CERTIFICATE SENT TO on / / 19

NOTE: When examination is complete and Certificate is received at Station, all exhibits other than blood and viscera must be removed from the Laboratory concerned as soon as possible. If the exhibit is not required the examining Laboratory should be advised immediately that the exhibit may be destroyed.

XX

Showing the front of the premises at [REDACTED] Durlinghurst Road Kings Cross.

View of the deceased BRANNAN ~~on the carpet~~ beside the bed with bloodstained carpet near his head.  
~~blood~~

Showing the deceased BRANNAN with the bullet entry wound to his back and a trail of blood leading to his head.

~~View from the base~~

View near the base of the bed looking towards the southern wall showing the legs of the deceased.

View from the south western corner of the bedroom looking towards the door.

View from the front door looking towards the south western corner.

View of the double bed in the bedroom.

View of the blanket and bedspread with bloodstaining.

View of the deceased Wayne BRANNAN.

Showing the entry wound to the back of the deceased BRANNAN.

Showing the entry wound to the base of the skull of the deceased BRANNAN.

Showing the two exit wounds to the neck and under the chin of the deceased BRANNAN.

Showing the entry and exit wound to the back of the left hand of the deceased BRANNAN.

XX

Date, time, and occurrence No.	Report of occurrence	Police in charge action taken
3 May 1985	MURDER OF WAYNE BRANNAN AT [REDACTED] DARLINGHURST ROAD, KINGS CROSS.	
	<p>1. About 1.20pm on the 30 April 1985, went to [REDACTED] Darlinghurst Road, King Cross, where I saw the deceased body of Wayne BRANNAN on the floor of the main bedroom on the left side of the double bed near the wall.</p>	
	<p>2. The deceased was naked and lying on his stomach with legs outstretched and slightly apart. The left arm was stretched up with a slight bend at the elbow. The right arm was bent with the hand under the neck area. The deceased had sustained a large calibre wound to the centre of the back between the shoulder blades.</p>	
	<p>3. It appears from the examination of the scene that the deceased had been shot on the bed and the bullet exiting the neck region then passing through the bed spread, sheet and stopping at the blanket. The deceased had then been pulled off the bed onto the floor leaving a large amount of blood on the carpet. He was then pulled along the floor approximately one metre towards the end of the bed.</p>	
	<p>4. A search of the premises failed to locate any spent bullets or fired cartridge cases.</p>	
	<p>5. A post mortem examination was carried out on the deceased by Dr OETTLER at the Glebe Morgue on the 30 April 1985 which revealed:</p>	
	<p>The deceased had suffered a contact entry wound to the back between the shoulder blades. This projectile travelled slightly upwards and exited just right of centre in the front of the neck. There was a further entry wound to the base of the skull of the right side. This projectile exited from under the chin of the left side.</p>	
	<p>The deceased also had an entry exit wound to the back of the left hand. This wound was most likely caused by the exiting of one of the projectiles from the previously described wounds.</p>	
	<p>.....2</p>	

Date, time, and occurrence No.	Report of occurrence	Police in charge action taken
3 May 1985	<p>MURDER OF WAYNE BRANNAN AT  <span style="background-color: black; color: black;">[REDACTED]</span> DARLINGHURST ROAD, KINGS CROSS.</p>	
	<p>The deceased had also suffered a reasonably heavy blow to the left head region. The G.M.O. was of the opinion that the blow was severe enough to render the deceased unconscious.</p>	
	<p>POSSIBLE WEAPON USED:  The wounds to the deceased are consistent with having been caused by large calibre projectiles possibly .45 calibre.</p>	
	<p>SANDEMAN/CONSTABLE  Ballistics Unit</p>	

Constable Statement re Wayne BRANNAN.

Job: 85/267.

Constable Qualifications.

About 1.20pm on the 30 April 1985, I went to [REDACTED] Darlinghurst Road Kings Cross, where I made an examination of portion of the premises, took a number of photographs and collected certain exhibits.

I produce a photograph of [REDACTED] Darlinghurst Road, Kings Cross, Ex...

I saw a deceased male body later identified to me as Wayne BRANNAN on the floor of the bedroom on the left side of the double bed near the southern wall. The deceased was naked and lying on his stomach with his legs outstretched and slightly apart. The left arm was stretched up with a slight bend at the elbow. The right arm was bent with the hand under the neck area. The deceased had sustained a wound to the centre of the back between the shoulder blades. There were two ~~large~~ areas of blood on the carpet with a trail of blood leading to the ~~head of the~~ <sup>head of the</sup> deceased.

I produce six photographs showing some of the details described, Ex... Ex... Ex... Ex... Ex... Ex...

The bedspread had been partially turned down and when turned back I saw blood on top of the spread and pillow. I saw a hole through the spread in the vicinity of this blood.

I produce a photograph showing some of the detail described, Ex.....

The deceased was conveyed to the City Morgue at Glebe and a guard placed at the premises. Later that day I attended the City Morgue and was present when Dr OETTLER performed a post mortem examination on the deceased Wayne BRANNAN.

I produce a photograph of the deceased Wayne BRANNAN, Ex...

The deceased had sustained a <sup>bullet entry</sup> wound to the back approximately 149cm from the left heel and approximately 10mm left of the midline. This wound is consistent with having been caused by the passage of a large calibre projectile with the muzzle of the weapon held in contact with

Re: BRANNAN

Page 2.

Job: 85/267.

the skin at the time of discharge. The projectile travelled slightly upwards ~~and exited near the neck~~ and slightly to the right exiting at the front of the neck approximately 151cm from the left heel and just right of centre. The deceased had sustained a second bullet entry wound to the base of the skull approximately 20mm right of the ~~mid~~ midline. This wound is consistent with having been caused by the passage of a large calibre projectile with the muzzle of the weapon held in contact with the skin at the time of discharge. This projectile exited from under the chin approximately 3cm left of the midline. There was a third entry exit wound to the back of the left hand.

I produce four photographs showing some of the details described, Ex... Ex... Ex... Ex...

Later that night I returned to [REDACTED] Darlinghurst Road Kings Cross where I made a further search of the premises for possible spent bullets or fired cartridge cases. This search also consisted of the removal of the carpet for possible damage to the floor boards by the projectiles. A thorough search was made and I could not locate any fired cartridge cases or spent bullets.

On the 1 May 1985, together with Senior Constable CARVEN of the Mapping Unit, I returned to [REDACTED] Darlinghurst Road, Kings Cross and assisted him in the measuring of the unit.

I produce a plan of [REDACTED] Darlinghurst Road Kings Cross, Ex...

On the 9 May 1985, I attended the Division of Forensic Medicine at Glebe and handed to ~~Rudolph~~ Rudolph WEIGNER an analyst of that department the following:

An anal swab labelled as taken from Wayne BRANNAN by Dr OETTLER on the 30.4.85.

A phial of blood taken from the body of Wayne BRANNAN by Dr OETTLER on the 30.4.85.

Samples of hair taken from the left hand of the deceased Wayne BRANNAN.

Six cigarette butts labelled as taken from an ashtray in the lounge room at [REDACTED] Darlinghurst Road Kings Cross.

I produce a certificate under the hand of Rudolph WEIGNER setting out the results of his examination, Ex...

Re: BRANNANPage 3.Job: 85/267.

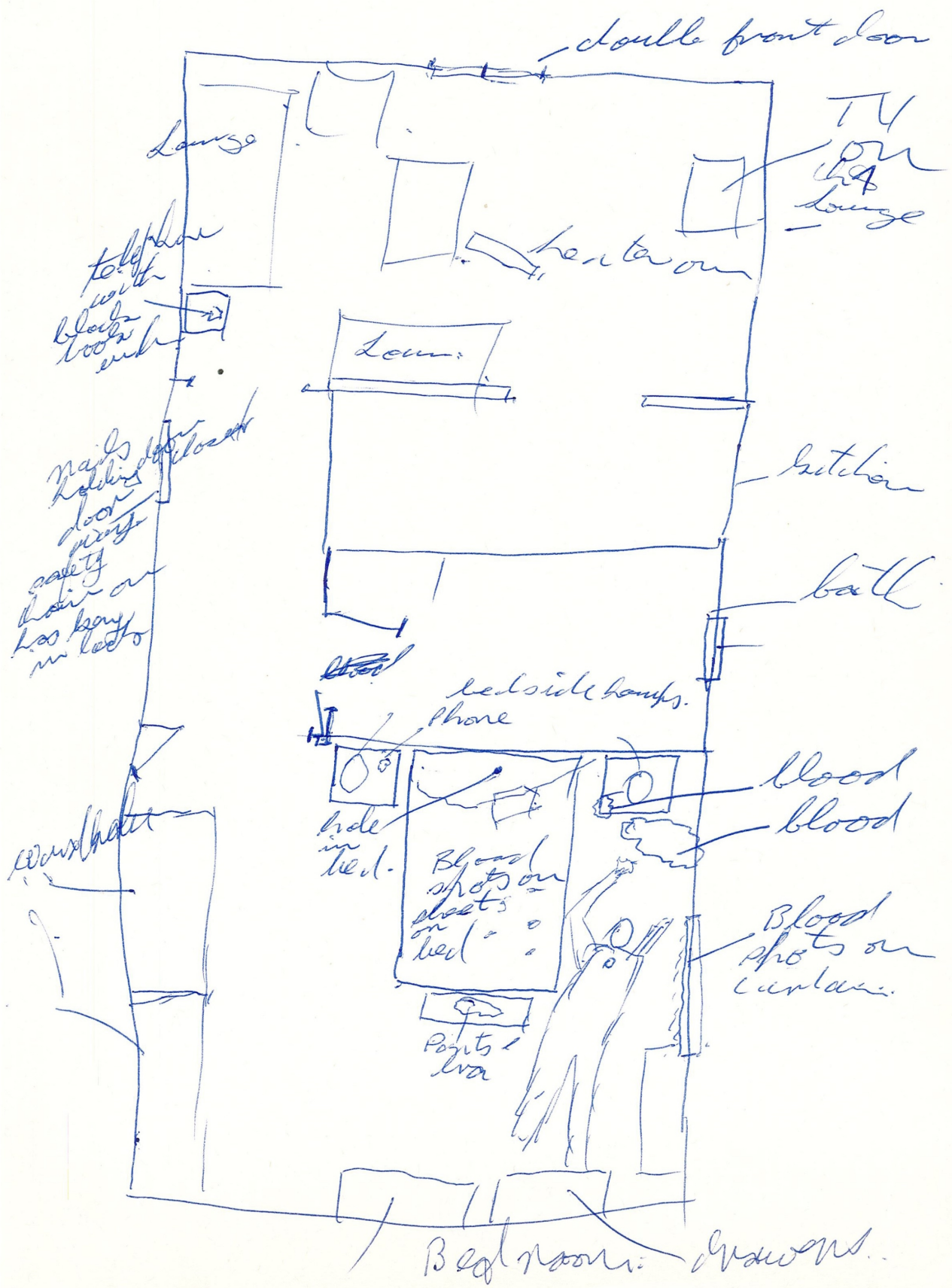
From my examination of the bedroom I am of the opinion that the deceased was lying naked, face down on the bed and the first shot fired was either in the back or the neck, the bullet exiting the deceased and travelling through the bedspread stopping at the blanket. The deceased was then pushed off the left side of the bed onto the floor and ~~x~~ the second shot discharged into the body. The offender then partially removed the bedspread to where the bullet had stopped at the blanket and removed it. The deceased was then dragged rearwards on the carpet and the bullet ~~was~~ believed to be beneath ~~the~~ him was recovered. A search ~~of the room~~ was made of the room and the fired cartridge cases were found and all of these items removed from the scene by the offender, who then left the premises.



R.C.



Darlinghurst Rd. 2:20 PM  
Set Sgt Keith SMITH 30.4.85  
Mike Hagan



Front lounge  
 Front double open door  
 bunch of keys in dead lock  
 TV on electric heater on  
 lounge light off  
 lamp in lounge corner on  
 all windows barred

Main Bedroom  
 Pink coloured curtains in  
 bedroom have splashes of  
 blood on them  
 spots of blood on bed

deceased: - Wayne @ Wendy.  
 @ Dianne Lee  
 BRANNAN  
 26.7.49.

# N.S.W. POLICE

## SPECIMEN/EXHIBIT EXAMINATION FORM

FOUR copies of this form to be submitted -- three will be sent, with the exhibits, to the Laboratory concerned and one copy to the Scientific Investigation Section.

LABORATORY . . . D.F.M. . . . . . Reference . . . FS 85/223 . . . . .  
 POLICE STATION . . . Ballistics Unit. . . . . . Reference . . . 85/267 . . . . .  
 OFFICER IN CHARGE OF CASE . . . D/S/C Sandeman . . . . . Telephone . . . [REDACTED] . . . . .  
 CORONER . . . Glebe . . . . . District . . . . .  
 COMPLAINANT . . . . . Sex . . . . . Age . . . . .  
 DECEASED . . . Wayne BRANNAN . . . . . Sex . . . Male . . . . . Age . . . 35 . . . . .  
 DEFENDANT/S . . . . . Sex . . . . . Age . . . . .  
 . . . . . Sex . . . . . Age . . . . .  
 ALLEGED OFFENCE . . . Murder . . . . .  
 DATE AND PLACE OF OFFENCE 30.4.85 . . . [REDACTED] Darlinghurst Road, Kings Cross. . . .

### LIST OF SPECIMENS/EXHIBITS SUBMITTED

*(Ensure that all items are correctly packaged and labelled)*

ITEM NO.	DESCRIPTION	ITEM NO.	DESCRIPTION
1.	Anal swab labelled as taken from the body of Wayne BRANNAN by Dr Oettle on 30.4.85.		
2.	Phial of blood taken from the body of Wayne BRANNAN by Br Oettle on 30.4.85.		
3.	A card of dried blood labelled as taken from the body of Wayne BRANNAN by Dr Oettle on 30.4.85.		
4.	Samples of hair taken from the left hand of the deceased Wayne BRANNAN.		
5.	Six cigarette butts labelled as taken from an ashtray in the lounge room at [REDACTED] Darlinghurst Road, Kings Cross.		

*Continue on separate sheet if necessary.*

**IMPORTANT.** For the examinations listed below, the following additional forms should be attached:

Suspected poisons & drugs. (Division of Analytical Laboratories, Lidcombe)

Police form P.79A - "Report of death to Coroner."

Health Commission form - "Specimens for toxicological analysis."

Suspected disease. (Division of Forensic Medicine, Glebe)

Police form P.79A - "Report of death to Coroner."

Copy of Doctor's post-mortem report.

Sexual assault cases. (Division of Forensic Medicine, Glebe)

Health Commission "Sexual Assault Form."

(REPORT SHOULD CONTAIN BRIEF DETAILS ONLY OF OFFENCE OR OCCURRENCE - ANY INFORMATION OR SUSPICIONS WHICH MAY ASSIST THE SCIENTIST IN HIS EXAMINATION SHOULD BE INCLUDED).

The Officer in Charge,

SCIENTIFIC INVESTIGATION SECTION.

About 12.30pm on the 30 April 1985, the deceased body of Wayne BRANNAN was found in his home at [redacted] Darlinghurst Road Kings Cross, beside the bed in the main bedroom. The deceased had been shot with a large calibre weapon in the back and the back of the head. The deceased was a female impersonator.

An examination is requested on the exhibits listed overleaf.

Signature [Handwritten Signature] COURT DATE: .....  
Name..... R. Constable .....  
Rank & No. P.C. Constable. [redacted] (if not known, laboratory to be notified by telephone)  
Station ..... Ballistics Unit .....  
Date ..... 3.5.85 .....

The Officer in Charge,  
Scientific Investigation Section.

\* Specimens/exhibits herewith in custody of Sgt/Const .....  
of ..... Police Station.

OR

The Director  
Division of Forensic Medicine  
SYDNEY

\* Forwarded for information. The specimens/exhibits listed were conveyed to .....  
(laboratory) on ..... 19 ..... by Sgt/Const ..... Exhibit for examination by .....  
of ..... Police Station.

Signature .....  
Officer in Charge .....  
Police Station ..... N.S.W.  
Date .....

Forwarded on behalf of the Scientific  
Investigation Section  
Signed [Handwritten Signature] Date 7.5.85

OFFICE USE ONLY  
Ref. No. ....  
Result .....  
Posting .....

\* Complete appropriate minute

Forwarded for favour of examination of the specimens/exhibits listed overleaf.

Superintendent in Charge,  
TECHNICAL SUPPORT BRANCH.  
Date .....

CONVEYED TO LABORATORY BY

Name R. CONSTABLE R. Weigner Rank P.C. CONST. Station BALLISTICS

RECEIVED BY ..... on 9 / 5 / 1985

RETURNED TO ..... Rank ..... Station .....  
Signature ..... date / / 19

HANDED TO ABOVE BY .....

CERTIFICATE SENT TO ..... on / / 19

NOTE: When examination is complete and Certificate is received at Station, all exhibits other than blood and viscera must be removed from the Laboratory concerned as soon as possible. If the exhibit is not required the examining Laboratory should be advised immediately that the exhibit may be destroyed.